



Quick Facts

Who We Are: Fall 2023

Credit Students		
Full-Time	3,310	43.6%
Part-Time	4,281	56.4%
Total	7,591	100.0%

Sex*		
Male	2,982	39.3%
Female	4,609	60.7%

Credit Students Age		
Under 18	382	5.0%
18-19	1,839	24.2%
20-21	1,403	18.5%
22-24	1,158	15.3%
25-34	1,634	21.5%
35-49	911	12.0%
50 and Older	264	3.5%

Race/Ethnicity		
White	2,625	34.6%
Hispanic	2,180	28.7%
Black	1,541	20.3%
Asian	384	5.1%
American Indian	39	0.5%
Native Haw./P.I.	14	0.2%
2 or More Races	239	3.1%
Non-Resident	263	3.5%
Other/Unknown	306	4.0%

Top Counties of Residence		
Camden	5,752	75.8%
Gloucester	712	9.4%
Burlington	433	5.7%
Atlantic	144	1.9%
Cumberland	101	1.3%
Out of State	231	3.0%
Other NJ Counties	218	2.9%

Degrees/Certificates Awarded Academic Year (AY) 2022-2023	
Degrees	983
Certificates	410
Total	1,393

Retention Rate Fall to Fall		
	Full-Time	Part-Time
Fall 2022-Fall 2023	68%	44%
Fall 2021-Fall 2022	72%	46%
Fall 2020-Fall 2021	68%	42%

*Retention Rate is defined as: First-time degree/certificate-seeking students from the first fall and re-enrolled the following fall.

Graduation/Transfer Rates (3 yrs) Fall 2020 Cohort as of Fall 2023	
Graduation Rate	33%
Transfer Rate	13%

*Graduation/Transfer Rates cohort is defined as First-time, Full-time matriculated students. Transfer Rates represents students who transferred without graduating from CCC.

Percent of Students Awarded Pell Grant			
	2022-2023	2021-2022	2020-2021
All Students	48%	37%	37%
First-Time Full-Time	54%	48%	48%

Percent of Students Awarded Federal Student Loans			
	2022-2023	2021-2022	2020-2021
All Students	10%	8%	9%
First-Time Full-Time	7%	8%	8%

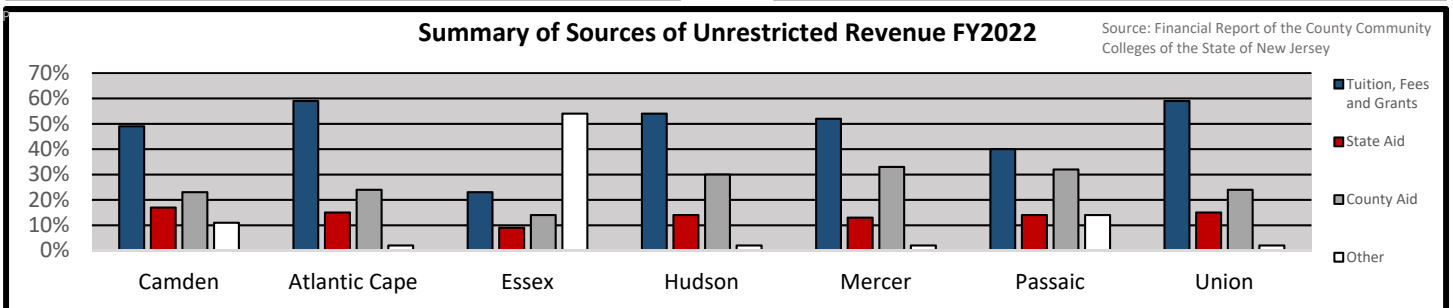
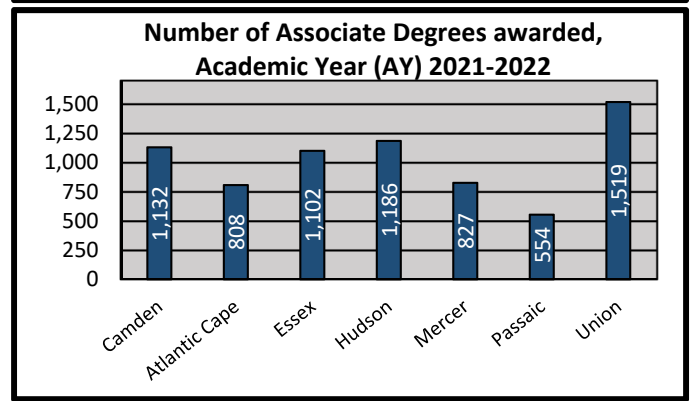
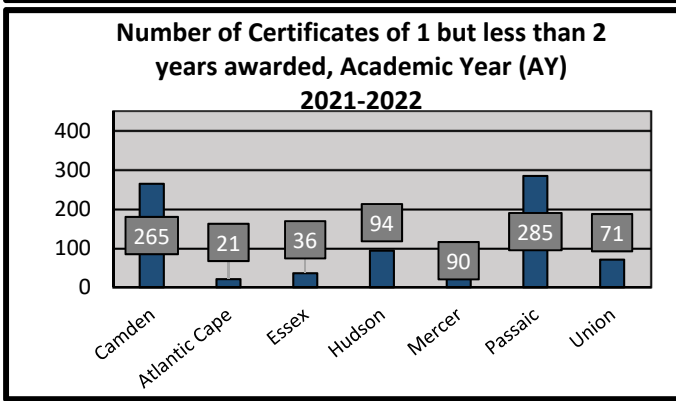
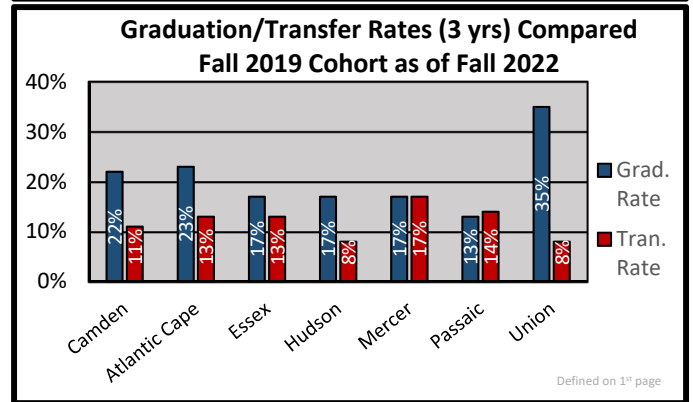
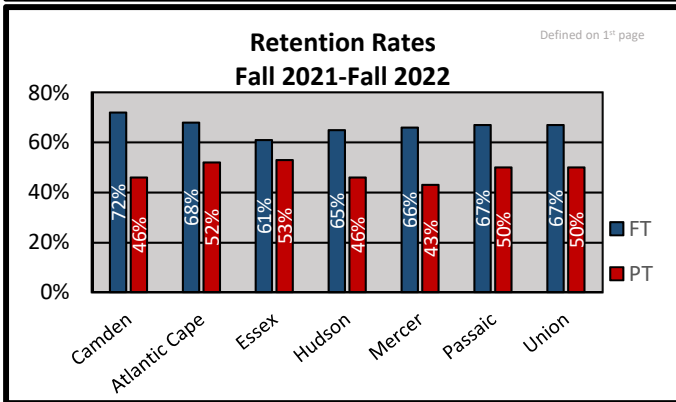
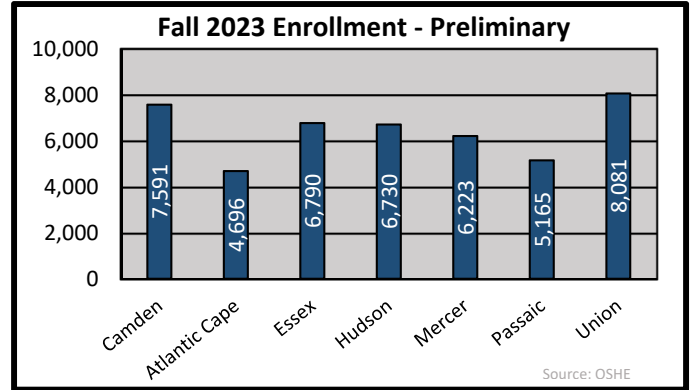
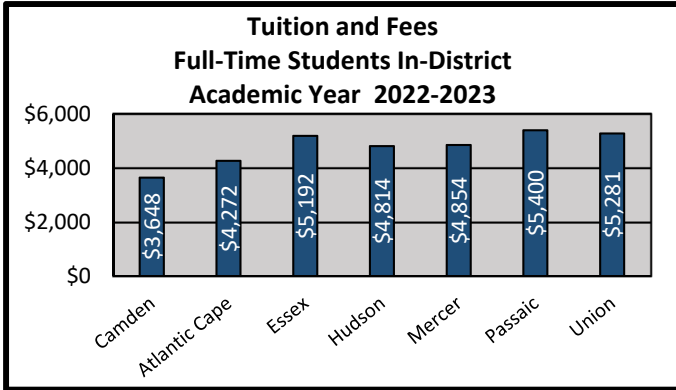
*As defined by NJ Office of the Secretary of Higher Education - SURE data dictionary, the concept describing the biological traits at birth that distinguish the males and females of a species (as identified on official federal or state documentation (i.e. Driver's license, passport, SSN Card, etc)

Source: IPEDS



Quick Facts

How We Compare: Using the Most Updated Information Available



Source: IPEDS unless otherwise noted